

Double Acting CYLINDERS RD SERIES

10-500 Ton
Double Acting,
Hydraulic-Return

High tonnage premium design
for high cycle life.

- Perfect for bridge lifting, building reconstruction, shipyard, utility and mining equipment maintenance.
- Aluminum bronze overlay bearings provide long life, chrome plated piston rod resist corrosion.
- Load cap snaps out to expose internal piston rod threads for pulling applications; threads withstand full tonnage.
- Grooved ring pattern in load cap helps guard against load slippage.
- Each cylinder has two 9796 3/8" NPTF female half couplers.
- Built-in safety relief valve prevents over-pressurization of the retract circuit.
- Feature mounting holes and collar threads.

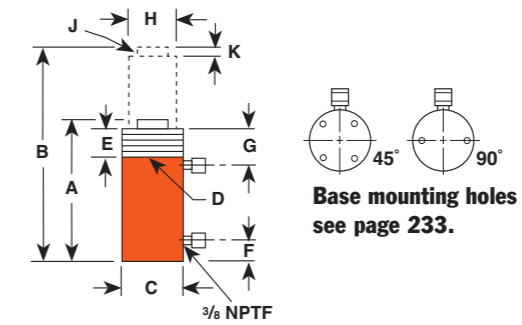
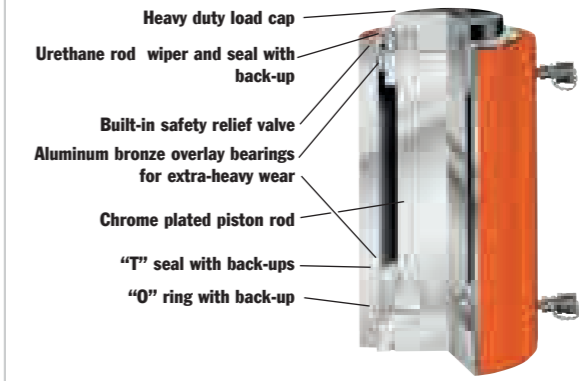


ASME B30.1
700 BAR


RD30013

Features of RD Series Cylinders

Four special ordered 500 ton, 610 mm stroke cylinders used in a swaging press for crimping 89 mm wire rope.



Threads withstand full load.



Cyl. Cap (tons)	Stroke (mm)	Order No.	Oil Capacity (cm³)		Re-tracted Height (mm)	Ex-tended Height (mm)	Out-side Dia. (mm)	Collar Thread Size (in.)	Thread Length (mm)	Base Cylinder		Piston Rod Dia. (mm)	Rod Int. Depth (mm)	Piston Rod Pro-trusion (mm)	Load Cap Dia. (mm)	Bore Dia. (mm)	Cyl. Eff. Area (cm²)		Metric Tons at 700 bar		Weight (kg)	
			Push	Pull						Push	Pull						Push	Pull				
			Push	Pull						Push	Pull						Push	Pull				
10	4	158.8	RD106	228	90	296.9	455.6	76.2	2 1/4-12	41.3	25.4	63.5	33.3	18 x 25.4	6.4	34.9	42.9	14.4	5.7	10.2	4.0	10.0
10	4	254.0	RD1010	366	144	398.5	652.5	76.2	2 1/4-12	41.3	25.4	63.5	33.3	18 x 25.4	6.4	34.9	42.9	14.4	5.7	10.2	4.0	12.7
25	8	158.8	RD256	528	166	314.3	473.1	101.6	4-12	41.3	25.4	63.5	54.0	1 1/2-16 x 25.4	9.5	54.0	65.1	33.2	10.4	23.4	7.3	18.1
25	8	362.0	RD2514	1,205	376	517.5	879.5	101.6	4-12	41.3	25.4	63.5	54.0	1 1/2-16 x 25.4	9.5	54.0	65.1	33.2	10.4	23.4	7.3	29.5
55	28	158.8	RD556	1,132	577	329.4	488.2	127.0	5-12	41.3	33.3	63.5	66.7	1 1/4-8 x 30.2	15.9	66.7	95.3	71.2	36.3	50.1	25.6	27.9
55	28	333.4	RD5513	2,376	1,212	504.0	837.4	127.0	5-12	41.3	33.3	63.5	66.7	1 1/4-8 x 30.2	15.9	66.7	95.3	71.2	36.3	50.1	25.6	40.9
55	28	460.4	RD5518	3,280	1,673	657.2	1,117.6	127.0	5-12	41.3	33.3	63.5	66.7	1 1/4-8 x 30.2	15.9	66.7	95.3	71.2	36.3	50.1	25.6	64.5
80	44	333.4	RD8013	3,421	1,901	517.5	850.9	146.1	5 3/4-12	41.3	38.1	63.5	76.2	2 1/2 x 38.1	14.3	73.0	114.3	102.6	57.0	72.1	40.1	53.6
100	44	168.3	RD1006	2,242	959	350.0	518.3	174.6	6 7/8-12	41.3	38.1	63.5	98.4	2 3/4-12 x 29.4	15.9	98.4	130.2	133.1	57.0	93.5	40.1	57.2
100	44	333.4	RD10013	4,440	1,902	515.1	848.5	174.6	6 7/8-12	41.3	38.1	63.5	98.4	2 3/4-12 x 29.4	15.9	98.4	130.2	133.1	57.0	93.5	40.1	82.2
100	44	511.2	RD10020	6,809	2,919	718.3	1,229.5	174.6	6 7/8-12	41.3	38.1	63.5	98.4	2 3/4-12 x 29.4	15.9	98.4	130.2	133.1	57.0	93.5	40.1	118.0
150	73	168.3	RD1506	3,334	1,606	377.8	546.1	209.6	8 1/4-12	41.3	50.8	63.5	114.3	3 1/4 x 38.1	20.6	114.3	158.8	197.9	95.3	139.1	66.9	85.4
150	73	333.4	RD15013	6,604	3,180	542.9	876.3	209.6	8 1/4-12	41.3	50.8	63.5	114.3	3 1/4 x 38.1	20.6	114.3	158.8	197.9	95.3	139.1	66.9	123.5
150	73	460.4	RD15018	9,132	4,392	673.9	1,134.3	209.6	8 1/4-12	41.3	50.8	63.5	114.3	3 1/4 x 38.1	19.1	114.3	158.8	197.9	95.3	139.1	66.9	170.7
200	113	168.3	RD2006	4,485	2,457	406.4	574.7	241.3	9 1/2-12	41.3	63.5	68.3	123.8	3 1/4 x 57.1	27.0	114.3	184.2	266.3	145.9	187.2	102.6	118.9
200	113	333.4	RD20013	8,886	4,869	571.5	904.9	241.3	9 1/2-12	41.3	63.5	68.3	123.8	3 1/4 x 57.1	27.0	114.3	184.2	266.3	145.9	187.2	102.6	161.6
200	113	460.4	RD20018	12,270	6,722	723.9	1,184.3	241.3	9 1/2-12	41.3	63.5	68.3	123.8	3 1/4 x 57.1	27.0	114.3	184.2	266.3	145.9	187.2	102.6	200.7
300	147	152.4	RD3006	5,920	2,903	488.9	591.3	273.1	10 1/2-12	60.3	85.7	85.7	158.8	2 1/2-12 x 82.5	28.6	174.6	222.3	387.8	190.0	272.7	133.6	172.5
300	147	330.2	RD30013	12,825	6,281	630.2	960.4	273.1	10 1/2-12	60.3	85.7	85.7	158.8	2 1/2-12 x 82.5	28.6	174.6	222.3	387.8	190.0	272.7	133.6	296.9
400	186	152.4	RD4006	7,724	4,051	489.7	642.1	320.7	12 1/2-8	69.9	97.6	97.6	184.2	3-12 x 92.2	31.8	198.4	254.0	506.6	240.3	356.2	169.0	265.6
400	186	330.2	RD40013	16,744	8,790	667.5	997.7	320.7	12 1/2-8	69.9	97.6	97.6	184.2	3-12 x 92.2	31.8	198.4	254.0	506.6	240.3	356.2	169.0	349.6
500	245	152.4	RD5006	9,774	4,838	522.3	674.7	374.7	14 1/4-8	79.4	105.6	105.6	203.2	3 1/4-12 x 107.9	38.1	215.9	285.8	641.1	317.0	450.8	222.8	371.8
500	245	330.2	RD50013	21,189	10,480	700.1	1,030.3	374.7	14 1/4-8	79.4	105.6	105.6	203.2	3 1/4-12 x 107.9	38.1	215.9	285.8	641.1	317.0	450.8	222.8	495.8

